



PUBLIC EXPOSE

December, 30th 2024

Aston Believue Hotel

Jl Haji Nawi Raya No 1 Jakarta – Indonesia 12420





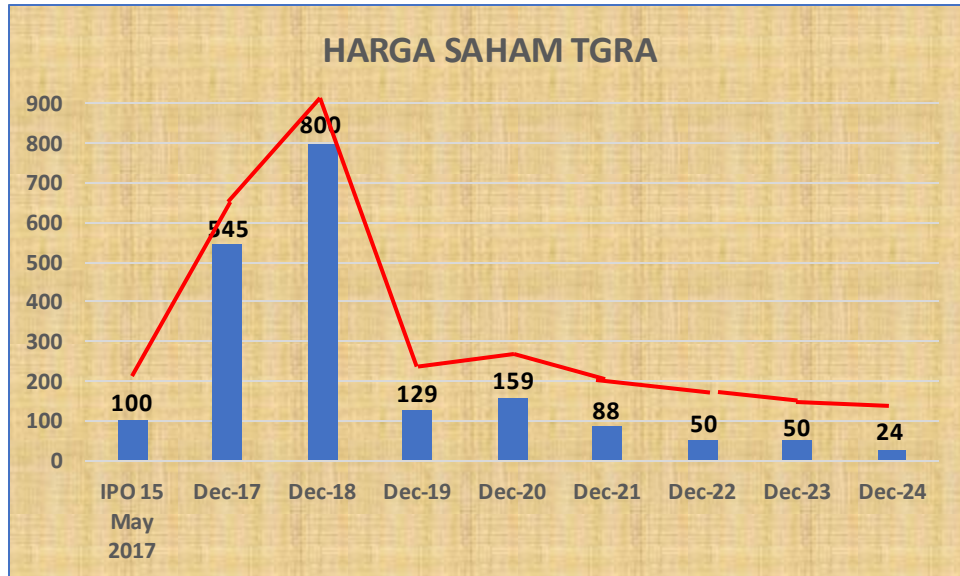
1

KILAS BALIK PERJALANAN PERSEROAN

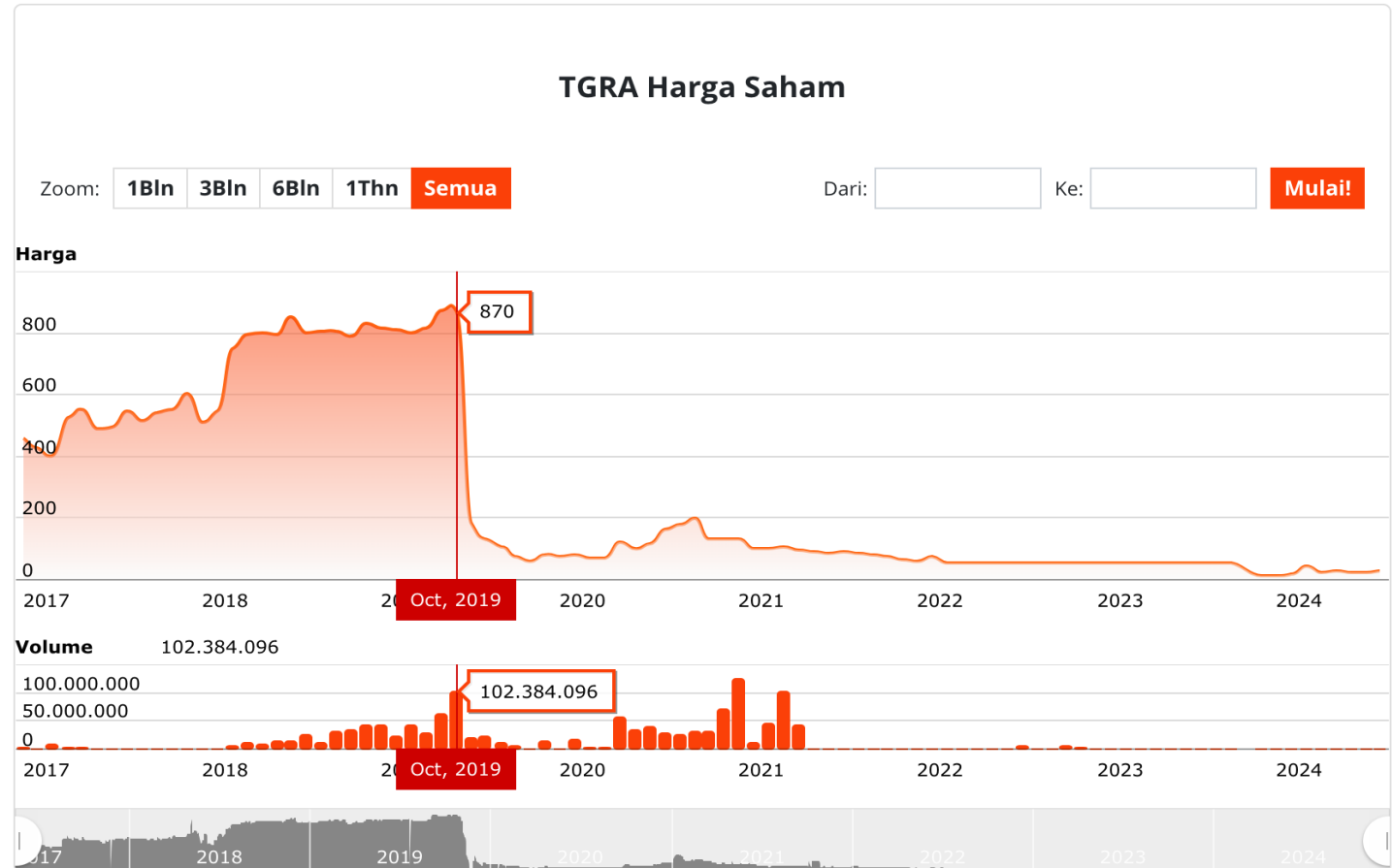
TREND HARGA SAHAM

HARGA SAHAM TERUS MENUNJUKKAN PENURUNAN AKIBAT :

1. PENDAPATAN MENURUN
2. PROYEK-PROYEK BELUM BEROPERASI
3. BELUM ADA PENAMBAHAN MODAL & PEMBIAYAAN.



AKTIVITAS PASAR



2024

- On Medio of April met the prospective investor
- July – Dec'24 : Due Diligent and preparing for investment agreement and corporate action in next year

2020 - 2023

- COVID-19 Struggle with The Investor Candidate
- Due diligence takes too long
- Failed to get investors and creditors

2017 - 2019

- IPO undersubscribed
- Mis-Investment at Solar Power Plant in Australia





2

KINERJA KEUANGAN 2022-2023 & SEP'2024

KINERJA KEUANGAN 2022-2023

IKHTISAR KEUANGAN UTAMA

Neraca Balance Sheet

Pos Perkiraan Accounts	2023	2022	2021	2020	2019
Aset Lancar Current Assets	15,463	39,647	36,235	13,205	42,532
Aset Tidak Lancar Non Current Assets	456,546	441,393	430,788	430,579	517,505
Jumlah Aset Total Assets	472,010	481,333	467,024	443,784	560,037
Liabilitas Jangka Pendek Short Term Liabilities	33,997	40,149	34,310	20,643	71,548
Liabilitas Jangka Panjang Long Term Liabilities	103,635	68,455	67,200	65,563	135,584
Jumlah Liabilitas Total Liabilities	137,632	108,604	365,513	86,206	207,132
Modal Disetor Paid-Up Capital	275,000	275,000	275,000	275,000	275,000
Total Modal Total Equity	334,377	372,435	365,513	357,578	352,905

Sumber: Laporan Keuangan Yang Telah Diaudit.
Source : Audited Financial Statement

KEY FINANCIAL INDICATORS

Dalam juta Rp In million Rp

Laporan Pendapatan dan Biaya Income Statement

Dalam juta Rp In million Rp

Pos Perkiraan Accounts	2023	2022	2021	2020	2019
Pendapatan Revenue	977	13,756	38,690	12,427	20,451
Beban Pokok Penjualan Cost of Goods Sold	(689)	(6,790)	(18,608)	(8,450)	(11,363)
Laba Kotor Gross Profit	288	6,966	20,082	3,977	9,088
Beban Usaha Overhead Cost	(8,045)	(6,891)	(9,132)	(24,266)	(7,999)
Laba (Rugi) Usaha Profit (Loss) Operational	(7,757)	75	10,950	(20,289)	1,089
Laba (Rugi) Tahun Berjalan Current Profit (Loss)	(8,541)	6,922	7,935	4,676	(2,810)
Penghasilan Komprehensif yang dapat didistribusikan kepada: Total Comprehensive Income Attributeable to:	(8,538)	6,922	7,935	4,311	(9,584)
Pemilik Entitas Induk Owners the Company	(8,407)	6,014	6,564	1,821	(9,638)
Kepentingan Non Pengendali Non-Controlling Shareholders	(131)	908	1,371	2,490	54
Laba Tahun Berjalan per Saham Dasar (dalam Rp penuh) Basic Earning (Loss) Per Share (In Rp)	(3.06)	2.15	2.24	0.66	(3.30)

Sumber: Laporan Keuangan Yang Telah Diaudit.
Source : Audited Financial Statement

KINERJA KEUANGAN 2023-2024

IKHTISAR KEUANGAN UTAMA

Neraca	Dalam Jutaan Rp	
<i>Balance Sheet</i>	<i>In Million Rp</i>	
Perkiraan		
<i>Accounts</i>	Sep-24	2023
Aktiva Lancar	13.525	15.463
<i>Current Assets</i>		
Aktiva Tidak Lancar	465.341	456.546
<i>Non Current Assets</i>		
Jumlah Aset	478.867	472.010
<i>Total Assets</i>		
Liabilitas Jangka Pendek	44.868	33.997
<i>Short Term Liabilities</i>		
Liabilitas Jangka Panjang	109.100	103.635
<i>Long Term Liabilities</i>		
Jumlah Liabilitas	153.969	137.632
<i>Total Liabilities</i>		
Modal Disetor	275.000	275.000
<i>Paid-Up Capital</i>		
Total Modal	324.897	334.377
<i>Total Equity</i>		

IKHTISAR KEUANGAN UTAMA

Laporan Pendapatan dan Biaya	Dalam Jutaan Rp	
<i>Income Statement</i>	<i>In Million Rp</i>	
Perkiraan	Unaudited	Audited
<i>Accounts</i>	Sep-24	Sep-23
Pendapatan	-	977
<i>Revenue</i>		
Beban Pokok Penjualan	-	(689)
<i>Cost of Good Sold</i>		
Laba (Rugi) Kotor	-	288
<i>Gross Profit (Loss)</i>		
Beban Usaha	(5.198)	(8.045)
<i>Overhead Cost</i>		
Laba (Rugi) Usaha	(5.198)	(7.757)
<i>Profit (Loss) Operational</i>		
Laba (Rugi) Tahun Berjalan	103.635	(8.541)
<i>Current Profit (Loss)</i>		
Penghasilan Komprehensif yang dapat diatribusikan kepada :		
	(9.480)	(8.538)
<i>Total Comprehensive Income Attributable to :</i>		
Pemilik Entitas Induk	(9.299)	(8.407)
<i>Owners of parent company</i>		
Kepentingan Non Pengendali	(181)	334.377
<i>Non-Controlling Shareholders</i>		
Laba (Rugi) Tahun Berjalan per Saham Dasar dalam Rp penuh	(3,38)	(3,07)
<i>Basic Earning (Loss) per Share In Rp full amount</i>		

3 RENCANA BISNIS TAHUN 2025 - 2027



1

PERSIAPAN RIGHTS ISSUE HMETD

1. PROSES UJI TUNTAS STANDBY BUYER SEDANG BERLANGSUNG, KESEPAKATAN AWAL SUDAH DICAPAI.
2. PERSEROAN RENCANA MENERBITKAN SAHAM BARU SEBANYAK 38,75 MILIAR SAHAM.
3. TARGET WAKTU : SEPTEMBER 2025.




2

RENCANA BISNIS TRIWULAN I – II 2025
AKUISISI 6 MINI HYDRO POWER PLANT
YANG TELAH OPERASIONAL
NILAI AKUISISI +/- Rp.365 MILIAR.

TUJUAN :

MENCIPTAKAN PENGHASILAN BAGI
PERSEROAN RATA-RATA Rp.54 MILIAR/THN



3

PEMBANGUNAN 5 MINI HYDRO POWER PLANT

1. TELAH MEMILIKI KONTRAK JUAL-BELI LISTRIK (PPA) DENGAN PT PLN (PERSERO) UID SUMATERA UTARA, TOTAL KAPASITAS 43,8MW.
2. ESTIMASI CAPITAL EXPENDITURE Rp.1,5 TRILLIUN.
3. PELAKSANAAN KONSTRUKSI DITARGETKAN TRIWULAN-I'25, TRIWULAN-III'25 & TRIWULAN-IV'25.
4. TARGET COD TAHUN 2027 MULAI TRIWULAN-I, III DAN IV.
5. ESTIMASI PENGHASILAN YANG AKAN DIKONTRIBUSIKAN OLEH 5 PROYEK INI MENCAPAI Rp.360 MILIAR PER TAHUN.



Terima Kasih Thank You

EXPERIENCE

POSITION TITLE for company tld
Present
Short description of the position and the responsibilities you had in this position.

POSITION TITLE for company tld
2013 - 2016
Short description of the position and the responsibilities you had in this position.

POSITION TITLE for company tld
2012 - 2013
Short description of the position and the responsibilities you had in this position.
Lorem ipsum dolor sit amet, consectetur adipiscing elit. In euismod quisque volutpat.

POSITION TITLE for company tld
2003 - 2010
Short description of the position and the responsibilities you had in this position.

REFERENCES

ELIOT BROWN
0028 01234 5678
eliot@mypage.com

Business Plan

ADDRESS
125 Name Street,
Town / City,
State / Country,
Postal / ZIP code

HOBBIES
creating websites
swimming
photography
body building

PHONE
0028 01234 5678

EMAIL
info@sambalq.com

WEBSITE
www.mypage.com

SKYPE
skype: sambalq



PROFESSIONAL STATEMENT

Lorem ipsum dolor sit amet, consectetur adipiscing elit. Suspendisse suscipit efficitur lectus. Fusce iaculis, leo nec vulputate efficitur, lorem interdum elit, ut vestibulum nisl metus non mi.

Aliquam dictum porta erat nec commodo. Maecenas vestibulum massa in justo pellentesque non eleifend dolor ornare. ipsum dolor sit amet, consectetur adipiscing elit. Suspendisse suscipit efficitur. Fusce iaculis, leo nec vulputate efficitur.